

Article ID : 1007-882X(2004)01-0007-04

# A comparative study of supercritical petroleum ether and carbon dioxide drying in the preparation of carbon aerogels

ZHANG Rui<sup>1</sup>, ZHAN Liang<sup>1</sup>, MENG Qing-han<sup>3</sup>, LIANG Xiao-yi<sup>1</sup>,  
LU Chun-xiang<sup>2</sup>, LI Kai-xi<sup>2</sup>, LING Li-cheng<sup>1, 2</sup>

(1. College of Chemical Engineering, East China University of Science and Technology, Shanghai 200237, China ;

2. Key Laboratory of Carbon Materials, Institute of Coal Chemistry, Chinese Academy of Sciences, Taiyuan 030001, China ;

3. Key Laboratory of Science and Technology of Controllable Reaction of Ministry of Education,  
Beijing University of Chemical Technology, Beijing 100029, China )

**Abstract** : Organic and carbon aerogels were synthesized from sol-gel polymerization of phenolic resole and methylolated melamine followed by supercritical drying and pyrolysis. Supercritical petroleum ether (30 °C-60 °C) drying (SPD) and supercritical carbon dioxide drying (SCD) were employed and compared for the preparation of organic and carbon aerogels. It was found that SPD, which was carried out at 240 °C and 6.0 MPa for 1 h, produced organic aerogels with lower BET surface areas and mesopore volumes than SCD, which was carried out at 60 °C and 10.0 MPa for 7 d. However, the porous structure of SPD organic aerogels is more stable during pyrolysis than that of SCD organic aerogels, and as a result, BET surface areas and mesopore volumes of SPD carbon aerogels are all larger than those of SCD carbon aerogels, indicating that SPD, whose drying process is substantially shorter than with SCD, can be used as an alternative method for the preparation of carbon aerogels.

**Keywords** : Organic aerogels ; Carbon aerogels ; Porosity ; Supercritical drying

**CLC number** : TQ : 427.2<sup>+</sup> 6      **Document code** : A

## 1 Introduction

In recent years, there are increasing interests in synthesis of sol-gel derived porous carbon (carbon aerogels, xerogels, and cryogels)<sup>[1-6]</sup> because of virtues of sol-gel process, which allows microstructure control at the nanometer scale<sup>[7,8]</sup>, and of their superior properties to inorganic counterparts in electrical conductivity, biocompatibility and anticorrosion by acid or base, etc<sup>[9,10]</sup>. Among the three forms of sol-gel derived porous carbons, carbon aerogel is the best one because it is derived from supercritically dried organic aerogel whose microstructure is retained to a maximum possible extent as in the wet gel since no force is imposed on pore-wall of wet gel in supercritical drying process. However, supercritical drying of organic gels with the most commonly used solvent, carbon dioxide, is especially long and tedious due to the low diffuse coefficient of solvent to carbon dioxide at low temperature. Although acetone with high critical temperature was used as supercritical solvent in one case<sup>[11]</sup>, however, no detailed information about microstructures of carbon aerogels was provided, and especially organic gels could partly dissolve in supercritical acetone. In this paper, an easy-available organic mixture, petroleum ether (30 °C-60 °C) with the similar crit-

ical temperature as acetone is used as supercritical solvent to dry organic gels from sol-gel polymerization of phenolic resole and methylolated melamine. Possibility of dissolution of network in supercritical petroleum ether is excluded. Moreover, due to high critical temperature and low critical pressure of petroleum ether, which is estimated to be 220 °C and 4.5 MPa respectively, and that organic solvent in the gels that need expelling is near its critical state at this condition, drying process is substantially shortened. We compared further the microstructure of organic and carbon aerogels from supercritical petroleum ether drying (SPD) with that from supercritical carbon dioxide drying (SCD). Applicability of petroleum ether as an alternative method for carbon dioxide is discussed.

## 2 Experimental

### 2.1 Materials and synthesis

As an example, 2.5 g melamine and 6 mL (6 mole folds of melamine) formaldehyde (37.5 w%, methanol stabilized) was mixed with 5 mL 0.1 mol/L sodium carbonate and distilled water to form 50 mL solution which was heated to 70 °C with agitating for 10 min. Then, 1 mL cresol mixture with 90 w% m-cresol and 1 mL

Received date : 2003-12-15 ; Revised date : 2004-01-30

Author introduction : ZHANG Rui (1966-), male, Ph.D., engaged in the research of boundary surface and nano-material technology in production of

万方数据 carbon materials. E-mail : zhangruidaavid@ecust.edu.cn

formaldehyde were added with consecutive heating and agitating until drops of cresol were completely immersed into the solution. Finally, 15 g of phenolic resole with solid content of 50 w/% was poured into the solution and distilled water was added until final volume of the solution reached 100 mL. The solution was decanted to glass ampoules which were sealed and placed in water bath at  $85\text{ }^{\circ}\text{C} \pm 1\text{ }^{\circ}\text{C}$  for 16 h. The solution formed transparent red gel in 5 h. After 11 h additional heating in the water bath, the wet gels were then soaked in acetone bath at  $45\text{ }^{\circ}\text{C}$  for 3 d with fresh acetone replaced everyday. The SPD of gels were carried out in an autoclave which was filled up with petroleum ether (boiling range  $30\text{ }^{\circ}\text{C}$ - $60\text{ }^{\circ}\text{C}$ ) and the autoclave was heated to  $250\text{ }^{\circ}\text{C}$  with a heating rate of  $2\text{ }^{\circ}\text{C}/\text{min}$ , while the pressure was kept at 6.0 MPa by a modulating valve. The autoclave was isothermally depressurized to atmospheric pressure at 0.1 MPa/min after the organic gels were soaked at

$250\text{ }^{\circ}\text{C}$ , 6.0 MPa for 1 h. The organic aerogels obtained are named as O-SPD. The cylindrical organic aerogels were pyrolyzed at  $800\text{ }^{\circ}\text{C}$  for 2 h under protection of nitrogen with oxygen and water less than  $1 \times 10^{-4}\%$  and  $5 \times 10^{-4}\%$  respectively. The carbon aerogels obtained are named as C-SPD. The SCD of wet gels was carried out in exactly same procedure and conditions as described by Pekala et al<sup>[12]</sup>, and organic and carbon aerogel labeled as O-SCD and C-SCD respectively are obtained. Some organic aerogels, O-SCD were heat-treated with the same temperature profile as used in the SPD, yielding heat-treated organic aerogels, O-SCD- $250\text{ }^{\circ}\text{C}$ . In this study, the concentration of phenolic resole (PR), ratios of m-cresol/phenolic resole (m-C/PR), and melamine/phenolic resole (M/PR) were varied under identical ratios of  $\text{Na}_2\text{CO}_3$ /phenolic resole (S/PR), formaldehyde/m-cresol (F/m-C) and formaldehyde/melamine (F/M). Detailed formulations were shown in Table 1.

**Table 1 Formulation and properties of organic and carbon aerogels**

Sample No.	PR $\rho/\text{g} \cdot (100\text{ mL})^{-1}$	M/PR $\zeta/m_M \cdot m_{PR}^{-1}$	m-C/PR $\zeta/m_{m-C} \cdot m_{PR}^{-1}$	$S_{\text{BET}}/\text{m}^2 \cdot \text{g}^{-1}$	$\nu_{\text{mic}}/\text{cm}^3 \cdot \text{g}^{-1}$	$\nu_{\text{mes}}/\text{cm}^3 \cdot \text{g}^{-1}$	$D_p/\text{nm}$
a-O-SPD				465.5	N.D.	0.78	7.3
a-C-SPD	7.5	1/3	0/7.5	618.3	0.10	0.45	5.4
a-O-SCD				590.4	N.D.	0.90	6.9
a-C-SCD				567.8	0.12	0.34	4.5
b-O-SPD				585.4	N.D.	1.19	6.5
b-C-SPD				765.0	0.12	0.68	4.8
b-O-SCD	7.5	1/3	1/7.5	721.0	N.D.	1.36	6.1
b-C-SCD				691.0	0.11	0.51	4.0
b-O-SCD- $250\text{ }^{\circ}\text{C}$				695.0	N.D.	1.27	6.2
c-O-SPD				521.2	N.D.	0.94	7.5
c-C-SPD	7.5	1/3	2/7.5	691.1	0.11	0.54	5.5
c-O-SCD				681.7	N.D.	1.21	7.1
c-C-SCD				651.3	0.14	0.45	4.7
d-O-SPD				461.2	N.D.	0.62	5.6
d-C-SPD	7.5	1/5	1/7.5	612.7	0.10	0.36	4.0
d-O-SCD				598.0	N.D.	0.80	5.2
d-C-SCD				571.1	0.12	0.30	3.5
e-O-SPD				454.0	N.D.	0.72	6.5
e-C-SPD	7.5	2/5	1/7.5	603.3	0.10	0.41	4.8
e-O-SCD				580.2	N.D.	0.85	6.0
e-C-SCD				553.1	0.11	0.33	4.0

N.D.: not detected.  $D_p$  is the average mesopore diameter of organic aerogels when cylindrical pore geometry is assumed.

Other components: Ratios of formaldehyde/melamine (F/M), formaldehyde/m-cresol (F/m-C) and  $\text{Na}_2\text{CO}_3$ /phenolic resole (S/PR) are 1.35 (mole ratio), 6 (mole ratio) and 0.001 mol/1.5 g respectively.

## 2.2 Characterization

Nitrogen adsorption-desorption of organic and carbon aerogels was carried out at 77 K with a Sorptomatic 1990 instrument. The mesopore size distributions and mesopore volumes  $\nu_{\text{mes}}$  of organic and carbon aerogels were estimated for pore diameter  $D_p = 2\text{ nm}$ - $50\text{ nm}$  by applying the Dollimore-Heal method<sup>[13]</sup> to the desorption isotherms of nitrogen. The micropore volumes  $\nu_{\text{mic}}$  of

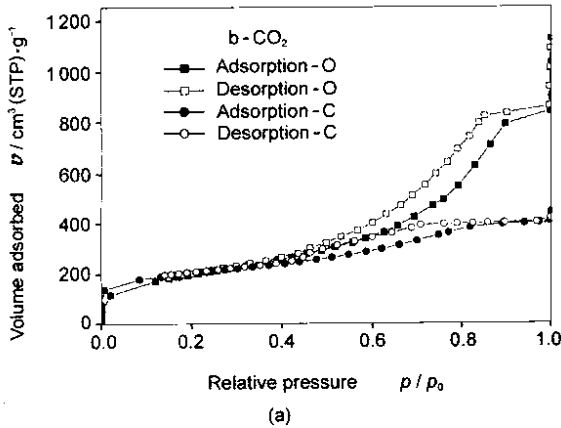
organic and carbon aerogels were evaluated by  $\alpha_s$ -plot<sup>[14]</sup> with reference to the standard nitrogen adsorption data for nonporous carbon by de Boer and coworkers<sup>[15]</sup>.

## 3 Results and discussion

Polymerization of phenolic resole and methylolated melamine led to transparent red organic gels in all formulations used. The mass of all organic aerogels by

either methods equal to the mass of reactants that form organic gels within experimental errors, indicating that polymerization proceeds completely and that there is no mass loss during SCD or SPD, excluding possibility of dissolution of organic gels in either supercritical fluid used.

All adsorption and desorption isotherms of organic and carbon aerogels obtained under different formulations



are similar. As an example, Fig. 1 shows adsorption and desorption isotherms of organic and carbon aerogels from different drying methods for formulation b. All organic and carbon aerogels have type IV isotherms with H2 hysteresis. Slight increase in micropore volume and sharp decrease in mesopore volumes are observed when organic aerogels are converted to carbon aerogels by pyrolysis.

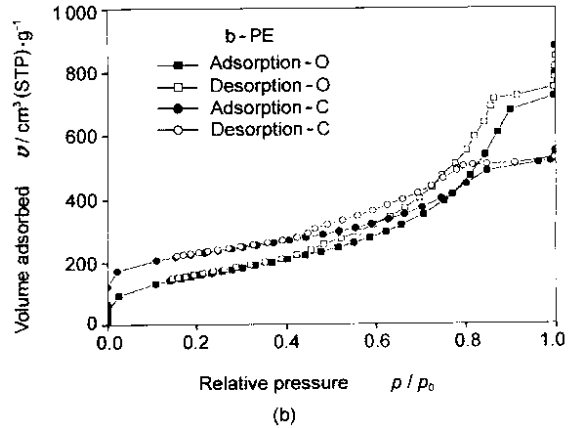


Fig. 1 Adsorption and desorption isotherms of organic and carbon aerogels from different drying methods ( formulation b )

From Table 1, it is found that both  $S_{\text{BET}}$  and  $v_{\text{mes}}$  of all SCD organic aerogels are larger than those of relevant SPD organic aerogels, and that average pore diameters of all SCD organic aerogels are smaller than those of relevant SPD organic aerogels. However, after pyrolysis, the  $S_{\text{BET}}$  and  $v_{\text{mes}}$  of SCD carbon aerogels are all smaller than those of relevant SPD carbon aerogels, and that average pore diameters of SCD carbon aerogels are smaller than those of relevant SPD carbon aerogels. All organic aerogels have negligible micropores not detectable within experimental errors. All carbon aerogels have small amount of micropores, which could be developed in the pyrolysis process and might be path for evolving volatile components. Due to small and comparable micropore volumes of the two types of carbon aerogels and larger  $v_{\text{mes}}$  of SPD carbon aerogels than SCD carbon aerogels, it could be concluded that it is the mesopores that are responsible for the larger  $S_{\text{BET}}$  of SPD carbon aerogels than SCD carbon aerogels. When the SCD organic aerogel was heat-treated by the same temperature profile in SPD, the  $S_{\text{BET}}$  and  $v_{\text{mes}}$  of heat-treated sample are still larger than that of relevant SPD organic aerogel. From mesopore size distributions shown in Fig. 2, it is found that mesopore sizes of SPD organic and carbon aerogel are larger and broader than that of SCD organic and carbon aerogels. All these imply that, gels were subjected to physical and chemical changes in SPD where temperature is high. From the experimental evidences, it could be concluded that restructuring of gel network that

broadens pore sizes and stabilizes the network upon high temperature occur in the SPD, which is responsible for higher  $S_{\text{BET}}$  and  $v_{\text{mes}}$  of SPD carbon aerogels. The high efficiency of SPD could be attributed to the enhanced diffusion of acetone because acetone is also in critical state under SPD process.

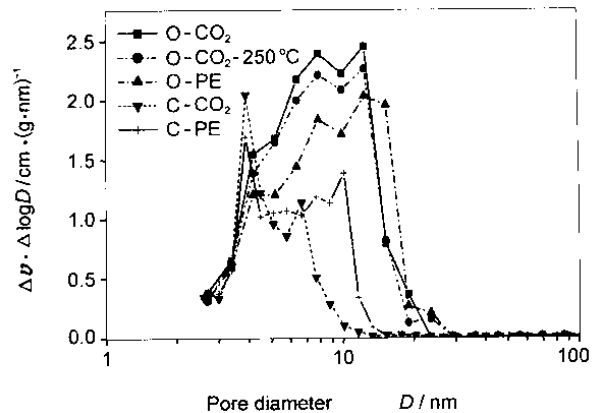


Fig. 2 Mesopore size distributions of organic and carbon aerogels from different drying method ( formulation b )

## 4 Conclusions

SPD is an effective way to dry organic gels from sol-gel polymerization of phenolic resole and methylolated melamine. Although SPD is unfavorable for production of organic aerogels, it is favorable for production of carbon aerogels with high BET surface areas and high

mesopore volumes.

## References :

- [ 1 ] Pekala R W , Schaefer D W. Structure of organic aerogels. 1. Morphology and scaling[ J ]. *Macromolecules* , 1993 , **26** : 5487-5493.
- [ 2 ] Lin C , Ritter J A. Effect of synthesis pH on the structure of carbon xerogel[ J ]. *Carbon* , 1997 , **35** : 1271-1278.
- [ 3 ] Kocklenberg R , Mathieu B , Blacher S , *et al.* Texture control of freeze-dried resorcinol-formaldehyde gel[ J ]. *J Non-Cryst Solids* , 1998 , **225** : 8-13.
- [ 4 ] 吴卫泽 , 朱珍平 , 刘振宇. 由沥青制备炭气凝胶的研究[ J ]. *新型炭材料* , 2001 , **16**( 4 ) : 7-11.  
( WU Wei-ze , ZHU Zhen-ping , LIU Zhen-yu. A study of carbonaceous gel from pitch[ J ]. *New Carbon Materials* , 2002 , **16**( 4 ) : 7-11. )
- [ 5 ] 郭艳芝 , 沈军 , 王珏. 常压干燥法制备炭气凝胶[ J ]. *新型炭材料* , 2001 , **16**( 3 ) : 55-57.  
( GUO Yan-zhi , SHEN Jun , WANG Jue. Carbon aerogels dried at ambient conditions[ J ]. *New Carbon Materials* , 2001 , **16**( 3 ) : 55-57. )
- [ 6 ] 张睿 , 梁晓恠 , 詹亮 , 等. 酚醛-糠醛基炭气凝胶的合成与表征[ J ]. *新型炭材料* , 2002 , **17**( 4 ) : 23-28.  
( ZHANG Rui , LIANG Xiao-yi , ZHAN Liang , *et al.* Synthesis and characterization of phenolic-furfural based carbon aerogels[ J ]. *New Carbon Materials* , 2002 , **17**( 4 ) : 23-28. )
- [ 7 ] Hench L L , West J K. The sol-gel process[ J ]. *Chem Rev* , 1990 , **90** : 33-72.
- [ 8 ] ZHANG Rui , XU Yao , LU Yong-gen , *et al.* Microstructure evolution in the preparation of carbon aerogels by small angle X-ray scattering[ J ]. *New Carbon Material* , 2002 , **17**( 3 ) : 31-36.  
( 张睿 , 徐耀 , 吕永根 , 等. 小角 X 射线散射研究制备炭气凝胶过程中凝胶的微结构演化[ J ]. *新型炭材料* , 2002 , **17**( 3 ) : 31-36. )
- [ 9 ] Lu X , Nilsson O , Fricke J , *et al.* Thermal and electrical conductivity of monolithic carbon aerogels[ J ]. *J Appl Phys* , 1993 , **73** : 581-584.
- [ 10 ] Dresselhaus M S. Future directions in carbon science[ J ]. *Annu Rev Mater Sci* , 1997 , **27** : 1-34.
- [ 11 ] Qin G , Guo S. Drying of RF gels with supercritical acetone[ J ]. *Carbon* , 1999 , **37** : 1168-1169.
- [ 12 ] Pekala R W. Organic aerogels from the polycondensation of resorcinol with formaldehyde[ J ]. *J Mater Sci* , 1989 , **24** : 3221-3227.
- [ 13 ] Dollimore D , Heal G R. An improved method for the calculation of pore size distribution from adsorption data[ J ]. *J Appl Chem* , 1964 , **14** : 109-114.
- [ 14 ] Gregg S J , Sing K S W. *Adsorption , Surface Area and Porosity* ( 2nd Edn ] M ]. London : Academic Press , 1982.
- [ 15 ] Lippens B C , Linsen B G , de Boer J H. Studies on pore system in catalysts 1. The adsorption of nitrogen ; apparatus and calculation [ J ]. *J Catalysis* , 1964 , **3** : 32-37.

# 超临界石油醚干燥和超临界二氧化碳干燥 在制备有机和炭气凝胶中的比较研究

张睿<sup>1</sup> , 詹亮<sup>1</sup> , 孟庆函<sup>3</sup> , 梁晓恠<sup>1</sup> , 吕春祥<sup>2</sup> , 李开喜<sup>2</sup> , 凌立成<sup>1 2</sup>

( 1. 华东理工大学 化工学院 , 上海 200237 ;

2. 中国科学院山西煤炭化学研究所 炭材料重点实验室 , 山西 太原 030001 ;

3. 北京化工大学 可控化学反应科学与技术基础教育部重点实验室 , 北京 100029 )

**摘要 :** 热固性酚醛树脂 - 羟甲基三聚氰胺经历聚合反应、溶胶 - 凝胶、超临界干燥和裂解过程生成了有机和炭气凝胶。比较了超临界石油醚干燥( 240 ℃、6.0 MPa 下 1 h )和超临界二氧化碳干燥( 60 ℃、10.0 MPa 下 7 d )在制备有机和炭气凝胶过程中的作用。结果发现 超临界石油醚干燥时间比超临界二氧化碳的显著短, 虽然前者制备的有机气凝胶的 BET 比表面和中孔孔径比后者小, 但前者制备的有机气凝胶在热裂解过程中的热稳定性比后者好, 因此 超临界石油醚干燥制备的炭气凝胶的 BET 比表面和中孔孔径均比超临界二氧化碳的大。超临界石油醚干燥可以替代超临界二氧化碳干燥来制备炭气凝胶。

**关键词 :** 有机气凝胶 ; 炭气凝胶 ; 超临界干燥 ; 孔隙